

THE MASTER HEAD AT THE ASSOCIATE GENERAL OFFICE BEARS THE ORIGINAL SIGNATURE OF APPROVAL

FUNCTION	NAME	SIGNATURE
DESIGNED BY	S. RASOOL	N/A
DRAWN BY	S. RASOOL	N/A
DESIGN CHECKED BY	D. PILLAY	N/A
DRAWING CHECKED BY	D. PILLAY	N/A
APPROVAL - CONSULTANT		
NAME	U. RAJANATH	SIGNATURE
DATE		PROFESSIONAL REG. NO.

NOTES:
 1) Accidents of this nature by Electrical Worker and Substation staff and it remains solely the responsibility of the worker or employer or safety of any practices or design team.
 2) The underlying nature of the supply is to be used. The document agrees to issue a notice of 30 days to the Employer and 100% of the cost of the work.
 3) The Employer of the work shall not proceed with the work until the Employer has received the necessary approval from the Employer.
 4) The Employer of the work shall not proceed with the work until the Employer has received the necessary approval from the Employer.
 5) The Employer of the work shall not proceed with the work until the Employer has received the necessary approval from the Employer.
 6) The Employer of the work shall not proceed with the work until the Employer has received the necessary approval from the Employer.
 7) The Employer of the work shall not proceed with the work until the Employer has received the necessary approval from the Employer.
 8) The Employer of the work shall not proceed with the work until the Employer has received the necessary approval from the Employer.
 9) The Employer of the work shall not proceed with the work until the Employer has received the necessary approval from the Employer.
 10) The Employer of the work shall not proceed with the work until the Employer has received the necessary approval from the Employer.

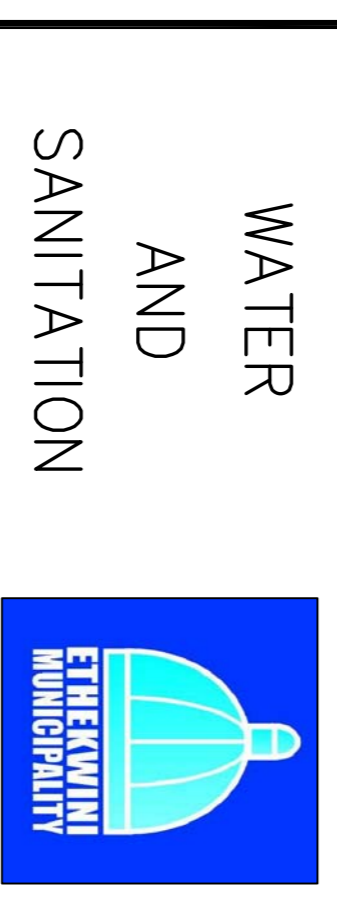
Signature: _____ Date: _____

AS BUILT. _____ DATE: _____

Revision	Date	Description
00	10/03/2014	PRELIMINARY ISSUE

SERVICE	DATE	SIGNATURE
E.W. MAINS		
SEWERS		
WATER MAINS		
ELECTRIC CABLES		
ELECTRIC CABLES		
SPROCKET CABLES		
E.S.C. CABLES		
OIL PIPE LINE		

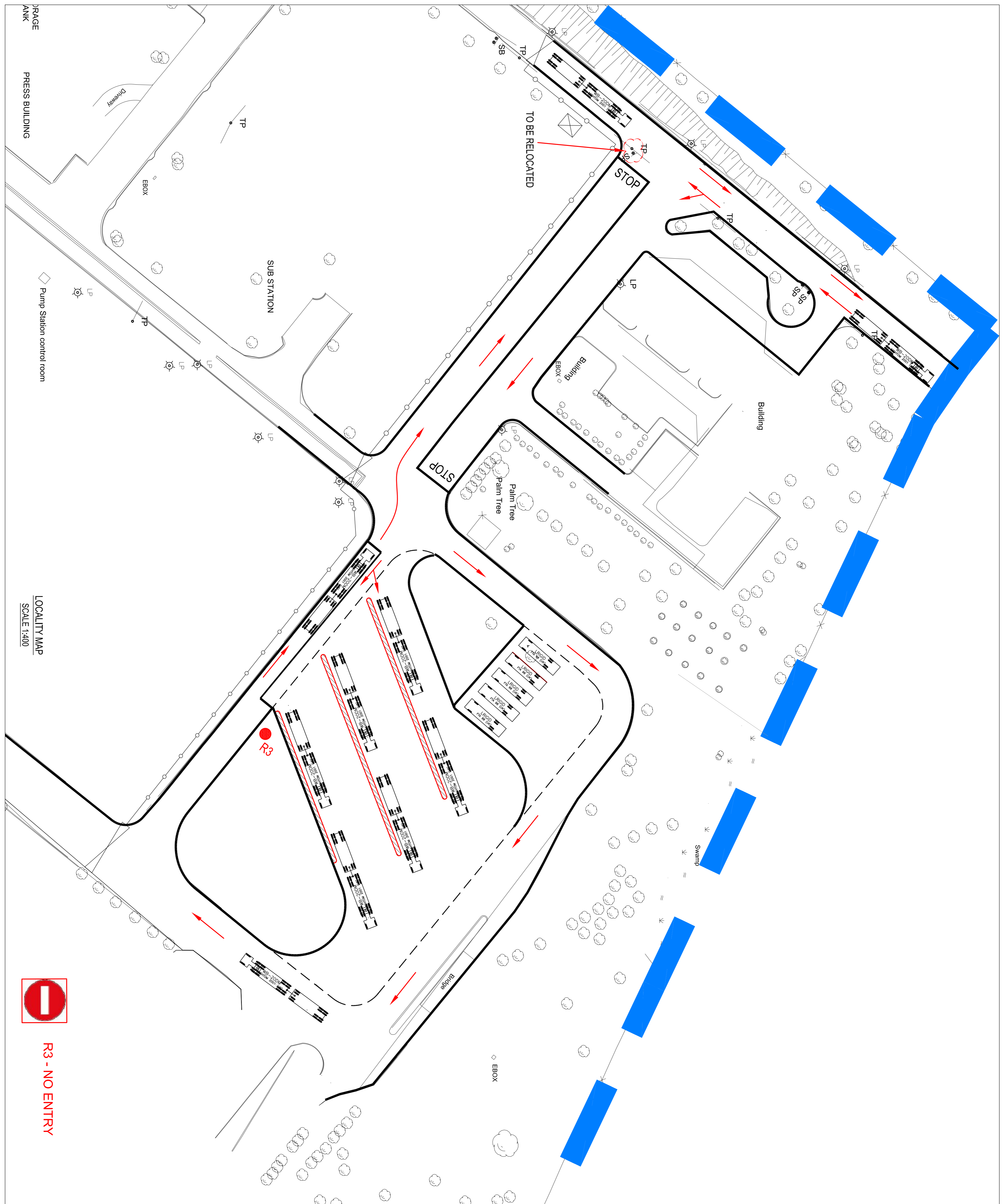
NOTE: Only underground services affected by new construction work are shown.
 Care must be taken during excavations for road underground services such as sewers, drains, cables, water mains and connections. Whenever possible these must be located before work proceeds.



WATER AND SANITATION
 TECHNICAL SUPPORT: DESIGN BRANCH

Contract No. PSC.2012/002
 Project Title SOUTHERN WASTEWATER TREATMENT WORKS
 Project No. (-)
 Drawing Title NEW TANKER BAY FACILITY AND ACCESS ROAD - OPTION 1

Works Project Engineer: K. BRACKENBURY
 Manager: (Design): D. LARSEN
 Deputy Head: Technical Support: F.B. STEVENS
 Drawing No. 54931/c/01/002/P Sheet 1 OF 1 Rev. 00



LOCALITY MAP
 SCALE 1:400



R3 - NO ENTRY

THE MASTER HEAD AT THE ABOVE OFFICE BEARS THE ORIGINAL SIGNATURE OF APPROVAL

FUNCTION	NAME	SIGNATURE
DESIGNED BY	S. RASOOL	N/A
DRAWN BY	S. RASOOL	N/A
DESIGN CHECKED BY	D. PILLAY	N/A
DRAWING CHECKED BY	D. PILLAY	N/A
APPROVAL - CONSULTANT		
NAME	U. RAJANATH	SIGNATURE
DATE		PROFESSIONAL REG. No.

NOTES:
 1) Accidents of this nature by Electrical Worker and Substation staff and it remains fully the responsibility of the staff for the safety or absence of any protective or safety device.
 2) The installation of any of the supplies to be used, the statement appears to have been checked at the design stage and it is the responsibility of the staff to ensure that the correct and safe installation is carried out.
 3) It is the responsibility of the staff to ensure that the correct and safe installation is carried out.
 4) It is the responsibility of the staff to ensure that the correct and safe installation is carried out.
 5) It is the responsibility of the staff to ensure that the correct and safe installation is carried out.

Signature: _____ Date: _____

AS BUILT
 SIGN: _____ DATE: _____

Revision	Date	Description
00	10/03/2014	PRELIMINARY ISSUE

UNDERGROUND SERVICES CHECKED		
SERVICE	DATE	SIGNATURE
SEWER MAINS		
WATER MAINS		
ELECTRIC CABLES		
ELECTRIC CABLES		
SPROCKET CABLES		
E.S.C. CABLES		
OIL PIPE LINE		

NOTE: Only underground services effected by new construction work are shown.
 Care must be taken during excavations for road underground services such as sewers, drains, cables, water mains and connections. Wherever possible these must be located before work proceeds.

WATER AND SANITATION

ETHEKWINI MUNICIPALITY

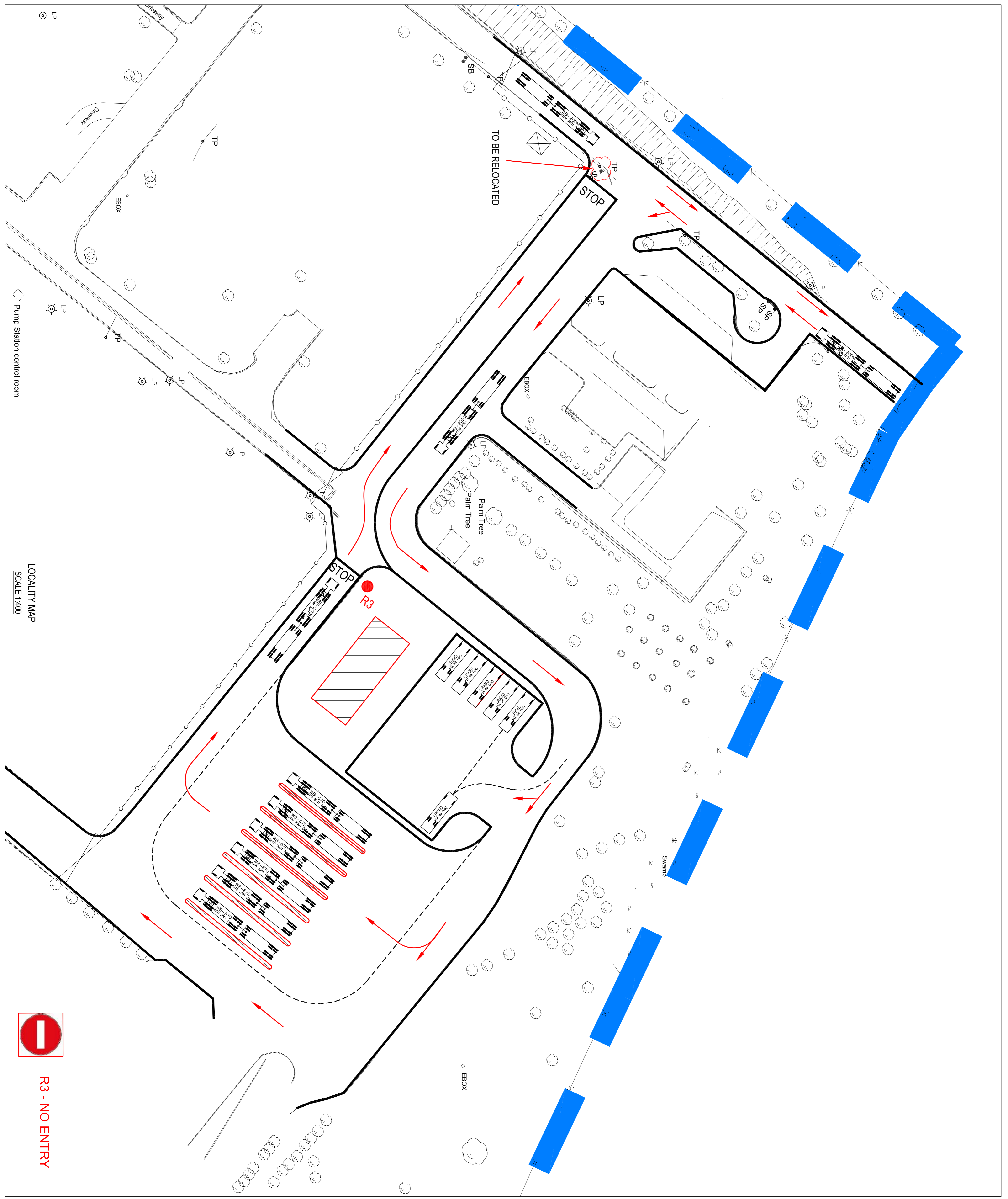
TECHNICAL SUPPORT: DESIGN BRANCH

Contract No. PSC.2012/002


Project Title SOUTHERN WASTEWATER TREATMENT WORKS

Drawing Title NEW TANKER BAY FACILITY AND ACCESS ROAD - OPTION 2

Project No. (-)
 Drawing Title
 Manager : (Design): D. LABRIN
 Works Project Engineer: K. BRACKENBURY
 Deputy Head : Technical Support: F.B. STEVENS
 Drawing No. 54931/c/01/003/P Sheet 1 OF 1 Rev. 00



LOCALITY MAP
 SCALE 1:400



R3 - NO ENTRY

THE MASTER HEAD AT THE ABOVE DUBUQUE OFFICE BEARS THE ORIGINAL SIGNATURE OF APPROVAL

FUNCTION	NAME	SIGNATURE
DESIGNED BY	S. RASOOL	N/A
DRAWN BY	S. RASOOL	N/A
DESIGN CHECKED BY	D. PILLAY	N/A
DRAWING CHECKED BY	D. PILLAY	N/A
DATE	U. RAJANATHI	PROFESSIONAL REG. No. 20100394

NOTES:
 1) Accidents of this nature by Electrical Worker and Subcontractor and it always imply the negligence by the act of any responsibility or liability for the recovery or absence of any structure or design shown hereon.
 2) The undersigned is aware of the weight to be put upon the statement appears in items 1 & 2 of the copyright act 1988 (UK) and it is the author of such plan, (which whether implied or not) is hereby assigned and copyright to or persons to the Electrical Worker and Subcontractor.


Signature: _____ Date: _____

AS BUILT. DATE: _____

REVISIONS	DATE	DESCRIPTION
00	16/04/2014	PRELIMINARY ISSUE

UNDERGROUND SERVICES CHECKED		
SERVICE	DATE	SIGNATURE
SEWER MAINS		
WATER MAINS		
ELECTRIC CABLES		
SPRINKLER CABLES		
E.S.C. CABLES		
OIL PIPE LINE		

NOTE: Only underground services effected by new construction work are shown.
 Care must be taken during excavations for road underground services such as sewers, drains, cables, water mains and connections. Wherever possible these must be located before work proceeds.

WATER AND SANITATION
 TECHNICAL SUPPORT: DESIGN BRANCH


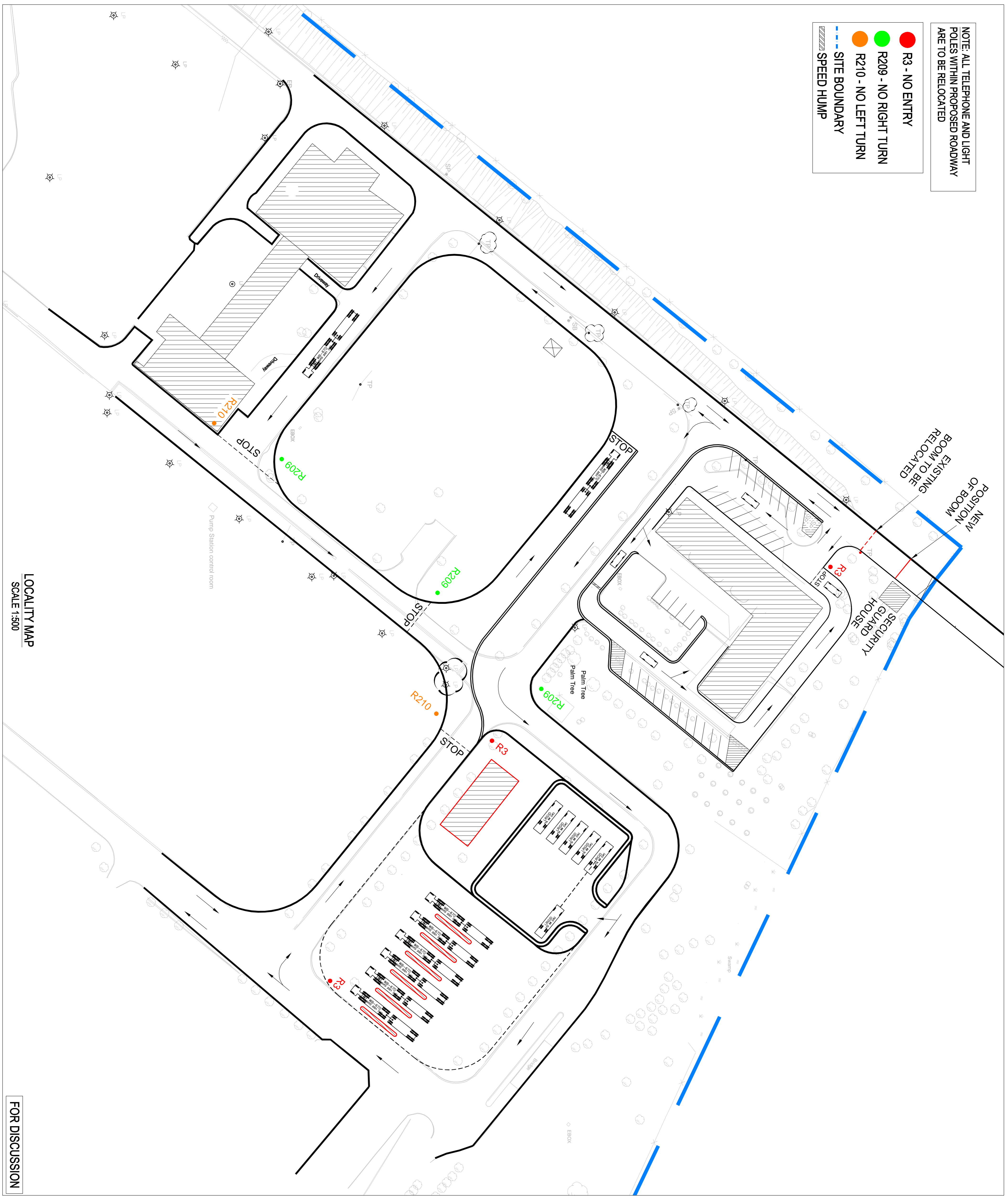
Contract No. PSC.2012/002

Project Title SOUTHERN WASTEWATER TREATMENT WORKS

Project No. (-) NEW TANKER BAY FACILITY AND ACCESS ROAD

Works Project Engineer: K. BRACKENBURY
 Manager: (Design): D. LARKIN

Deputy Head: Technical Support: F.B. STEVENS
 Drawing No. 54931/c/01/004/P Sheet 1 OF 1 Rev. 00



NOTE: ALL TELEPHONE AND LIGHT POLES WITHIN PROPOSED ROADWAY ARE TO BE RELOCATED

- R3 - NO ENTRY
- R209 - NO RIGHT TURN
- R210 - NO LEFT TURN
- - - SITE BOUNDARY
- ▨▨▨▨▨▨ SPEED HUMPS

LOCALITY MAP
 SCALE 1:500

FOR DISCUSSION